



Reputation Tracker Infographics


January to March 2019

Agreement with Statements about Council

- 74%** I am satisfied with the way West Dunbartonshire Council runs things
- 67%** West Dunbartonshire Council services are value for money
- 54%** West Dunbartonshire Council takes account of residents' views
- 56%** The Council communicates well with its residents
- 50%** I would speak highly of West Dunbartonshire Council

Based on 302 telephone interviews representative of West Dunbartonshire by location, gender and age

Satisfaction with the Council's Services



The information available (78%)



Reports and Publications (66%)



Quality of customer service (83%)




Street cleaning (76%)



Waste service overall (83%)




Roads Maintenance (33%)



Grounds Maintenance and grass cutting (81%)



Parks and open spaces (83%)



Libraries (93%)



Leisure and Sports centres (96%)



Museums and Galleries (91%)



Services overall (85%)

Based on 302 telephone interviews representative of West Dunbartonshire by location, gender and age